

# FLOE DOCK SIDE QUICK-ATTACH DOCK FURNITURE BRACKETS



FLOE KIT P/N 510-02571-00  
ASSEMBLY INSTRUCTIONS

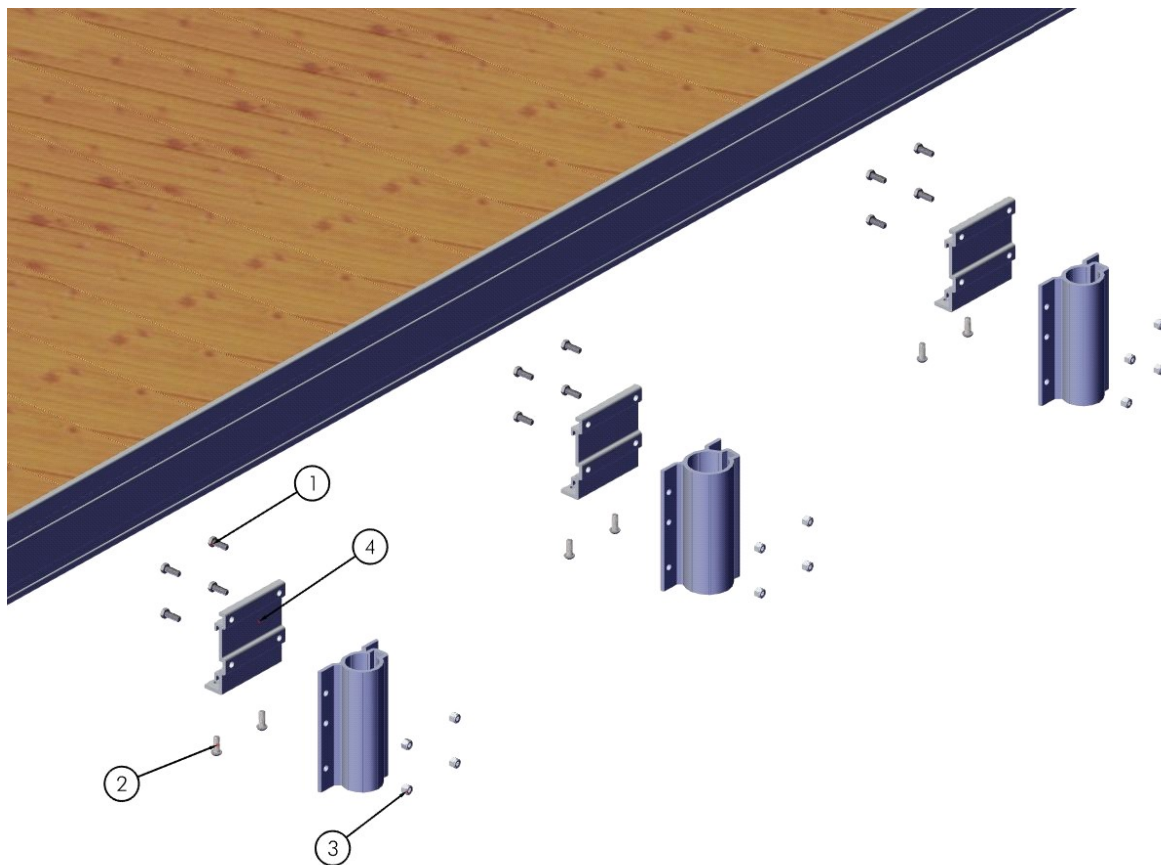
## BOM/EXPLODED VIEW

P/N 510-02571-00			
<u>Number</u>	<u>Part Number</u>	<u>QTY.</u>	<u>Description</u>
1	001-70105-00	12	HHCS, 3/8-16 x 1" 18-8 SS
2	001-73815-00	6	BHCS 3/8-16 x 1" SS
3	001-76071-00	12	NUT, NYLOCK 3/8-16 ALUM.
4	002-00149-00	1	BRACKET, QUICK ATT. FURNITURE – 5.25"

### TOOLS REQUIRED

-9/16" SOCKET

-7/32" HEX SOCKET

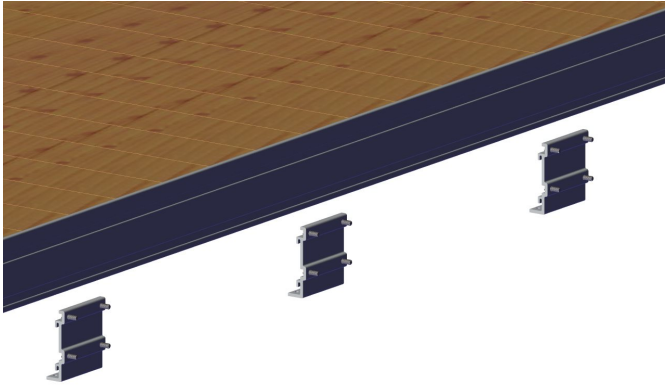


\*TABLE AND CHAIR POCKETS NOT INCLUDED

# FURNITURE BRACKETS INSTALLATION

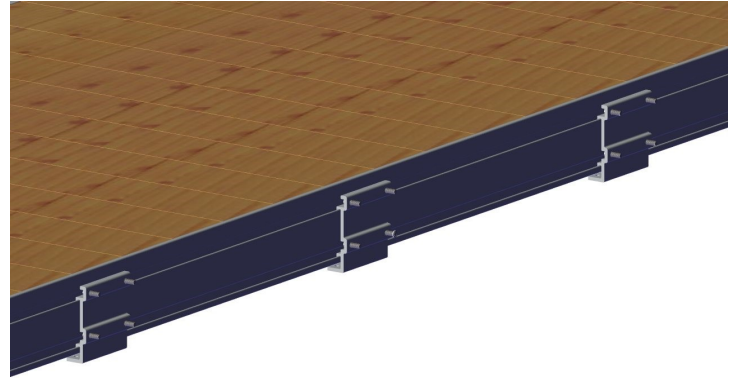
## STEP 1

INSERT 3/8-16 x 1" HEX HEAD BOLTS INTO EACH QUICK ATTACH BRACKET.



## STEP 2

PLACE BRACKETS IN DOCK SIDE.




## STEP 3

INSERT 3/8-16 x 1" BUTTON HEAD BOLTS INTO BOTTOM OF EACH BRACKET. TORQUE TO 5 FT-LBS MAX.



## STEP 4

ALIGN HOLES IN FURNITURE POCKETS (NOT INCLUDED) ONTO 3/8-16 x 2 3/4" BOLTS.



## STEP 5

PLACE 3/8-16 NYLOCK NUTS ON HEX HEAD BOLTS AND TORQUE TO 35 FT-LBS.

