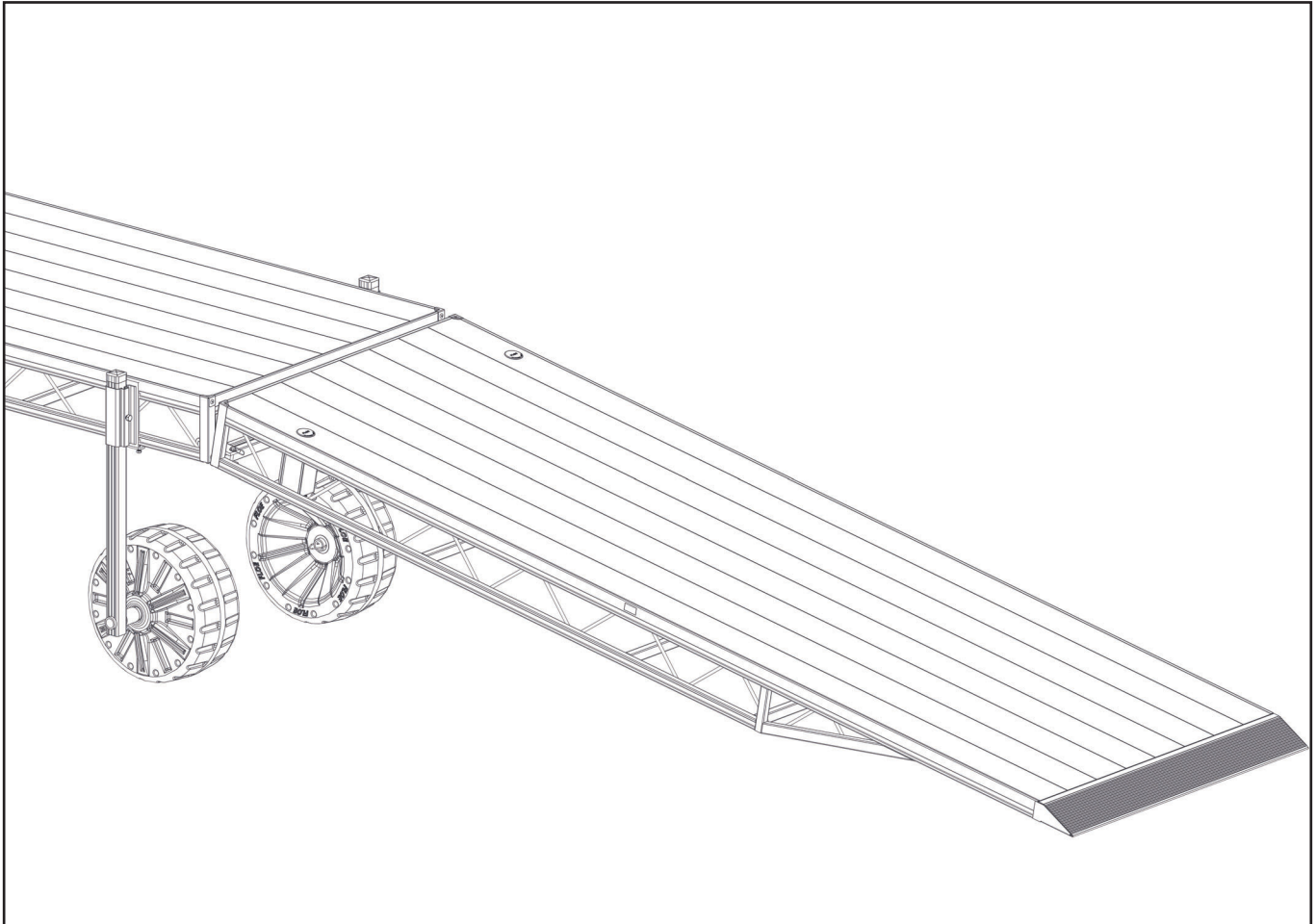




## ASSEMBLY INSTRUCTIONS

### SHOREWAY QUICK PIVOT QUICK ATTACH ROLL-IN DOCKS



For more information, go to the owner support tab on the FLOE website

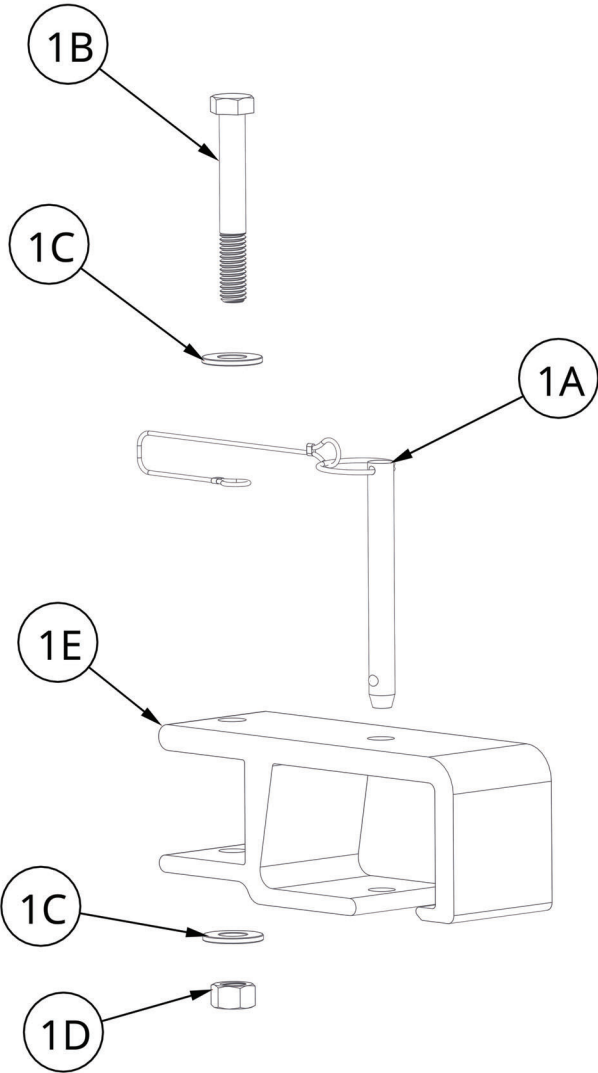
\*DOCK SECTION & SHORE END WHEEL KIT NOT INCLUDED

#### TOOLS REQUIRED

- (2) 9/16" SOCKETS/WRENCHES
- TORQUE WRENCH

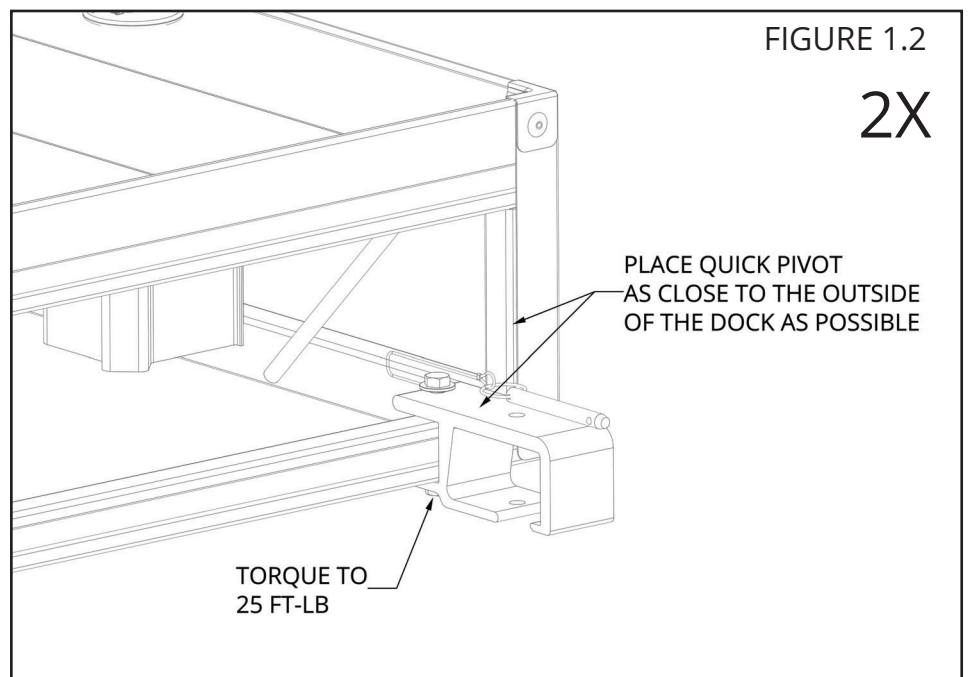
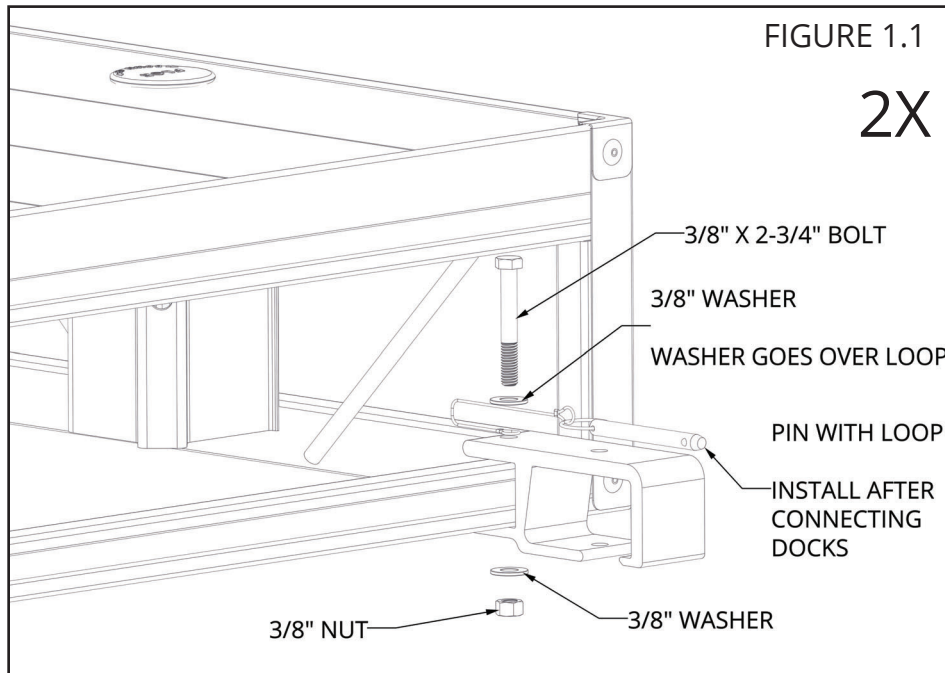
**BILL OF MATERIALS/EXPLODED VIEW**

QUICK ATTACH SHOREWAY QUICK PIVOT			
NUMBER	PART NUMBER	QTY.	DESCRIPTION
1	110-09100-00	2	ASS'Y, QA ROLL-IN SHOREWAY QUICK PIVOT
1A	001-26729-00	1	PIN, QUICK RELEASE W/ RING GRIP 2-3/4" LONG
1B	001-70114-00	1	HHCS, 3/8-16 X 2-3/4" 18-8 SS
1C	001-71017-00	2	FLAT WASHER, 3/8" SAE 18-8 SS
1D	001-76349-00	1	NUT, 3/8-16 ALUM.
1E	002-08073-00	1	QUICK PIVOT, QA ROLL-IN SHOREWAY - 2"



# INSTALLATION

INSTALL THE QUICK PIVOT ON THE END OF THE DOCK/ShOREWAY WITHOUT SUPPORTS AS SHOWN (EXAMPLE: IF THE DOCK SECTION THAT THE SHOREWAY IS CONNECTING TO HAS A WHEEL KIT ON THE END WHERE THE ATTACHING SHOREWAY IS TO BE, BOLT QUICK PIVOT TO SHOREWAY) (FIGURE 1.1). PLACE THE QUICK PIVOT AS CLOSE TO THE OUTSIDE OF THE DOCK AS POSSIBLE AND TORQUE NUT TO 25 FT-LB (FIGURE 1.2).



REFER TO THE FIGURES BELOW FOR POSITIONING OF THE QUICK PIVOT. IF THE SHOREWAY IS ANGLED DOWN, MAKE SURE THE END THAT IS INSERTED INTO QUICK PIVOT IS TO THE INNER PORTION OF THE QUICK PIVOT. IF THE SUPPORTS ARE ON THE SHOREWAY, REVERSE THE ORIENTATION OF THE QUICK PIVOTS. INSERT PIN INTO THE QUICK PIVOT.

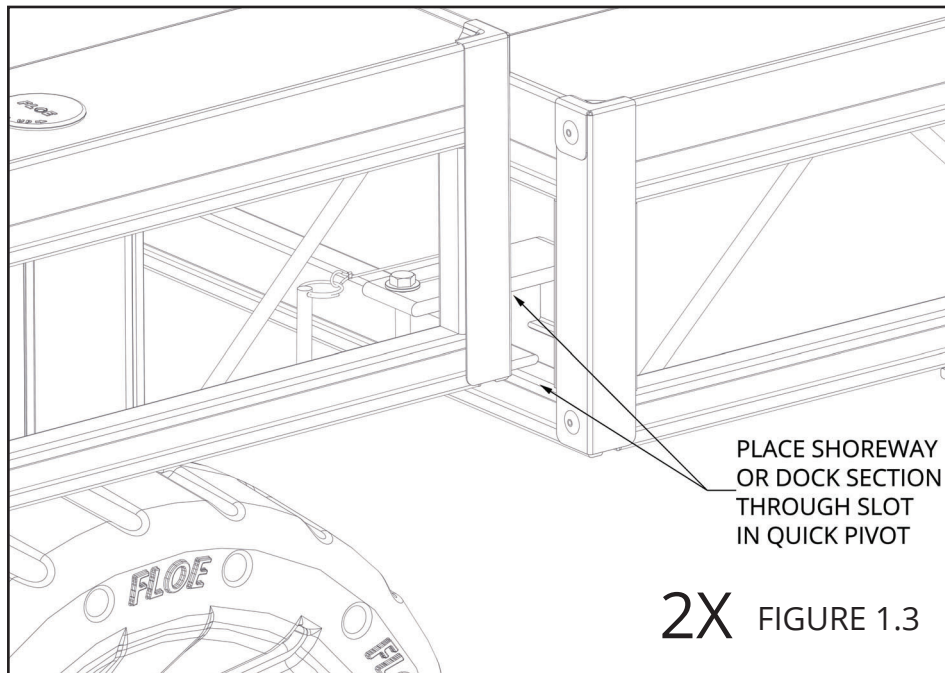
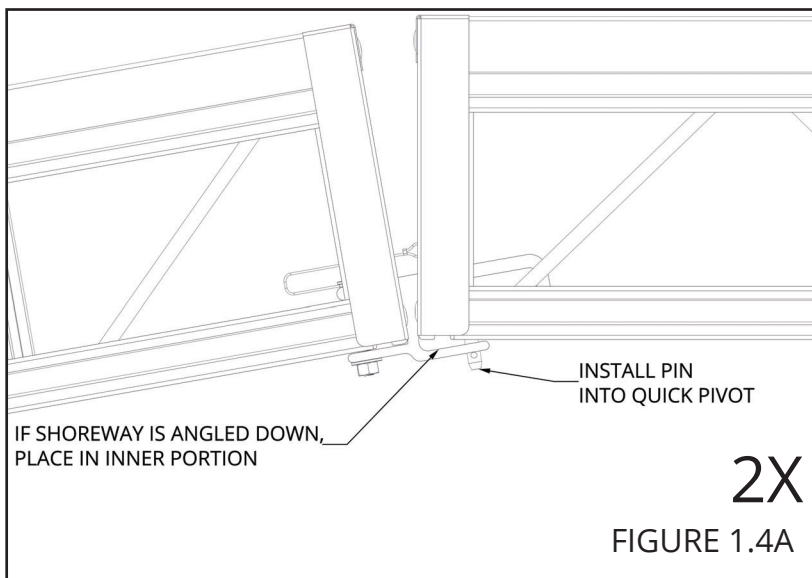
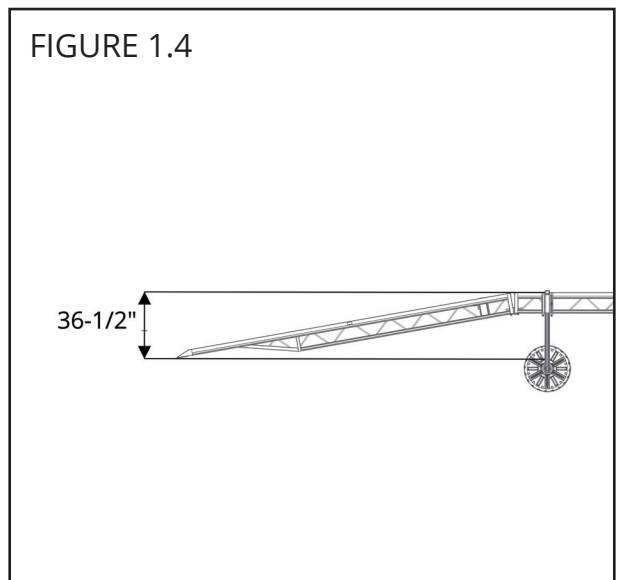


FIGURE 1.4



!
WARNING
!

DO NOT EXCEED SAFE IN-CLINE OR DECLINE. FAILURE TO DO SO MAY RESULT IN PROPERTY DAMAGE, BODILY INJURY, OR DEATH.

REFER TO THE FIGURES BELOW FOR POSITIONING OF THE QUICK PIVOT. IF THE SHOREWAY IS ANGLED UP, MAKE SURE THE END THAT IS INSERTED INTO QUICK PIVOT IS TO THE OUTER PORTION OF THE QUICK LOOP. IF THE SUPPORTS ARE ON THE SHOREWAY, REVERSE THE ORIENTATION OF THE QUICK PIVOTS. INSERT PIN INTO THE QUICK PIVOT.

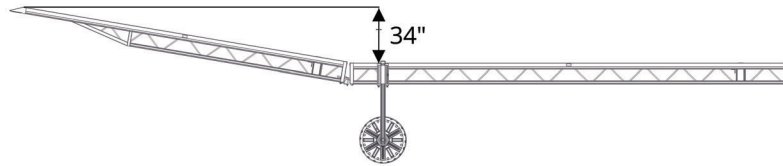


FIGURE 1.5

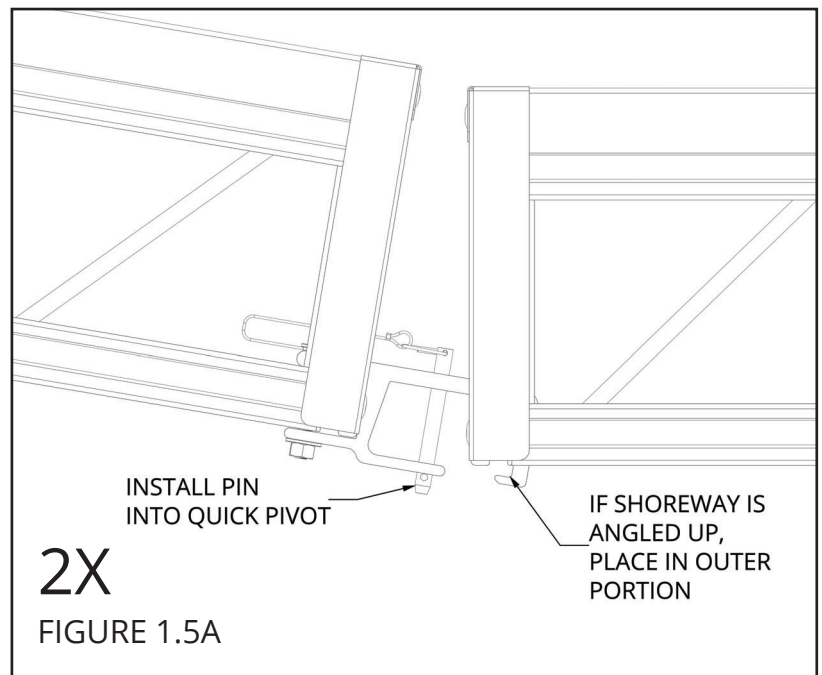


FIGURE 1.5A



## WARNING

DO NOT EXCEED SAFE INCLINE OR DECLINE. FAILURE TO DO SO MAY RESULT IN PROPERTY DAMAGE, BODILY INJURY, OR DEATH.

**NOTES**

## ***NOTES***



FLOE INTERNATIONAL, INC.  
48473 STATE HIGHWAY 65 • MCGREGOR, MN 55760  
[www.floeintl.com](http://www.floeintl.com)

*All material copyright © 2022 FLOE International, Inc.  
Specifications subject to change without notice.*