

FLOE QUICK ATTACH 40" VERTICAL BUMPER

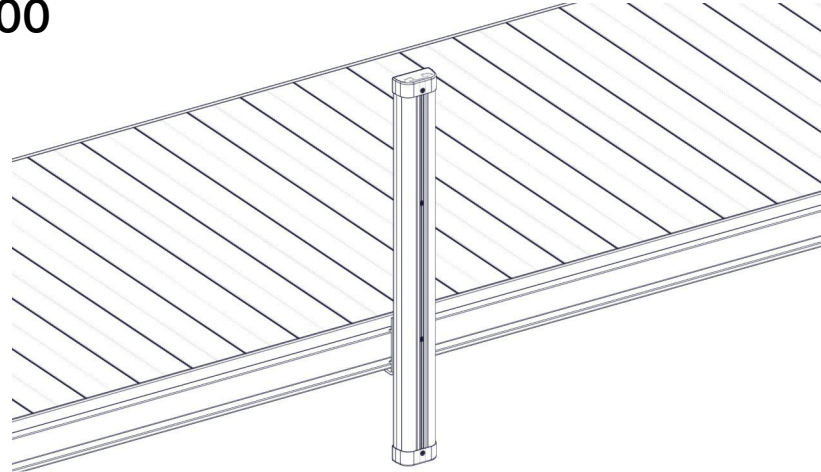
FLOE KIT P/N 510-03020-00

ASSEMBLY INSTRUCTIONS

*DOCK NOT INCLUDED

TOOLS REQUIRED

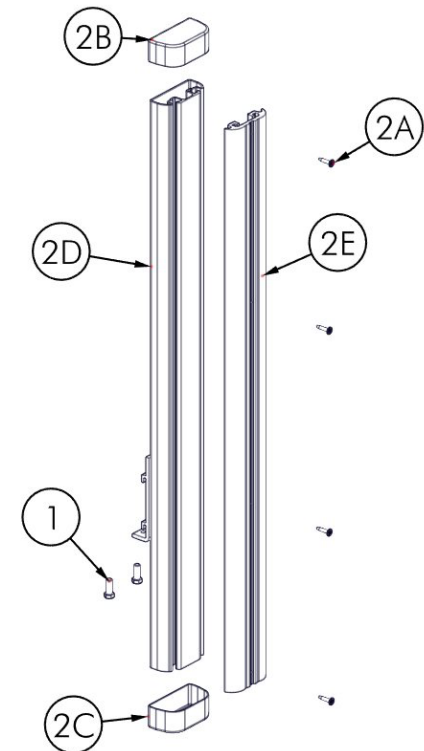
- 9/16" SOCKET
- TORQUE WRENCH



BOM/EXPLODED VIEW

P/N 510-03020-00			
NUMBER	PART NUMBER	QTY.	DESCRIPTION
1	001-70105-00	2	HHCS, 3/8-16 X 1" 18-8 SS
2	110-00255-00	1	ASS'Y, 40" QA SEC. VERTICAL BUMPER
2A	001-29825-00	4	SCREW, 10-24 x 1" SQWFRTEK
2B	006-15900-00	1	CAP, DIPPED - CENTER
2C	010-00012-00	1	CAP, VINYL BOTTOM W/ HOLE
2D	111-02560-00	1	WELD'T, QA SCTN'L VERT. BUMPER - 40"
2E	958-00310-00	1	PVC, BUMPER EXTRUSION - 39.75"

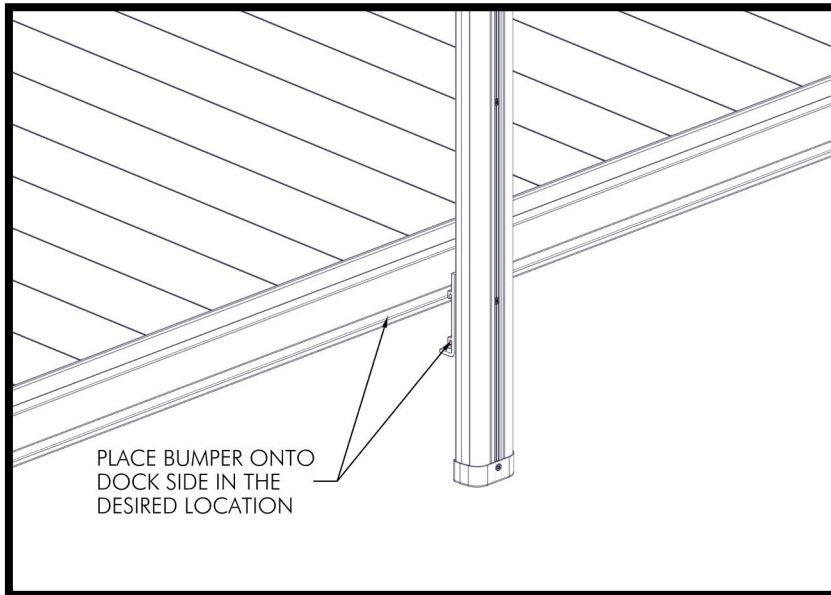
© Manufactured by:
Floe International Inc.
48473 State Hwy. 65
McGregor, MN 55760
www.floeintl.com



INSTALLATION

STEP 1

PLACE BUMPER BRACKET IN DOCK SIDE. POSITION AT DESIRED LOCATION.



STEP 2

INSERT (2) 3/8-16 x 1" BOLTS INTO THE BOTTOM OF EACH BRACKET.

TORQUE TO 6 FT/LBS MAXIMUM.

