

FLOE QUICK-ATTACH/ROLL IN RAMP BRACKETS

FLOE KIT P/N 510-02579-00

ASSEMBLY INSTRUCTIONS



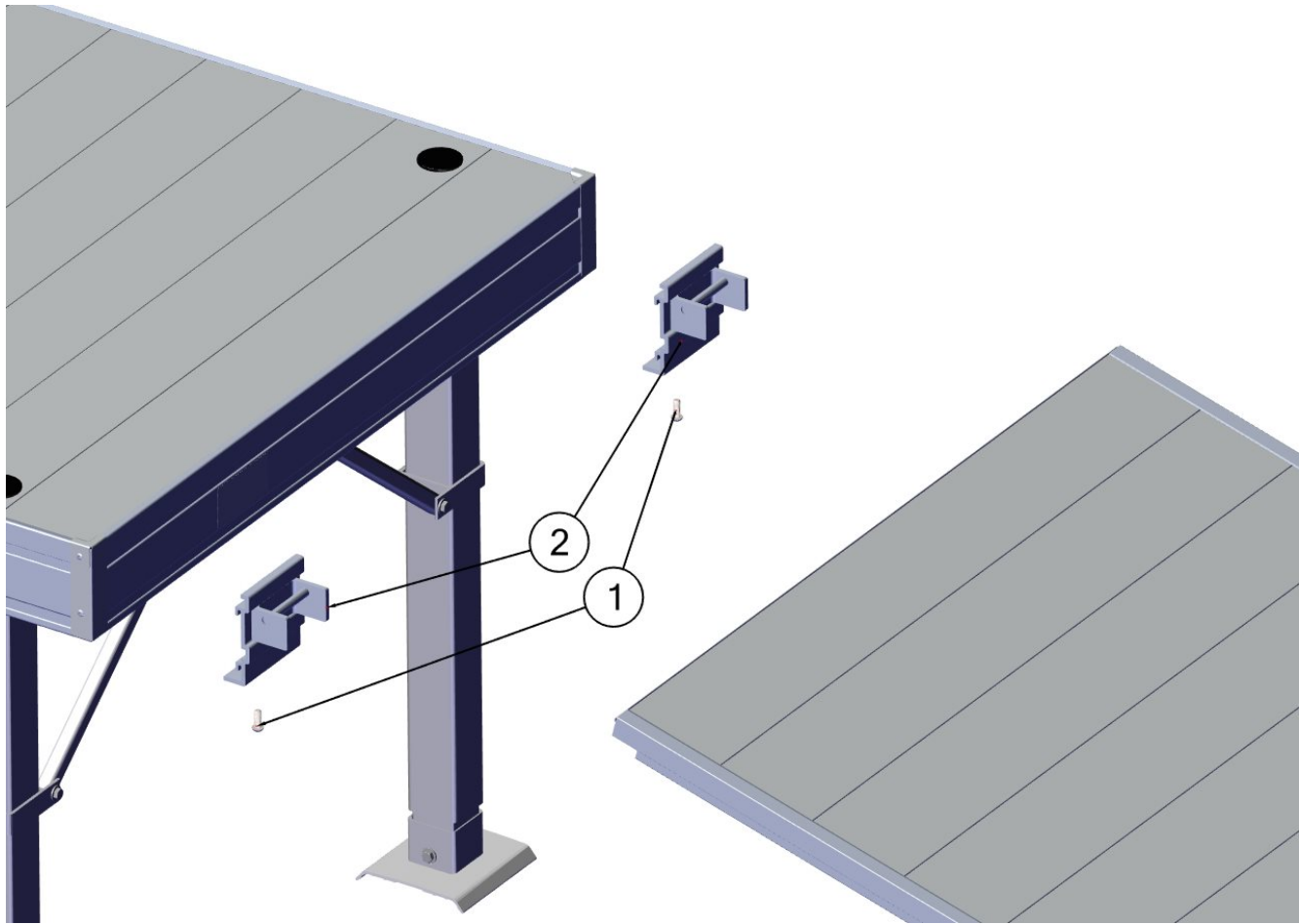
***DOCK, LEGS, AND RAMP NOT INCLUDED**

TOOLS REQUIRED

- 7/32" Hex Socket
- Torque Wrench
- Tape Measure

BILL OF MATEIALS/EXPLODED VIEW

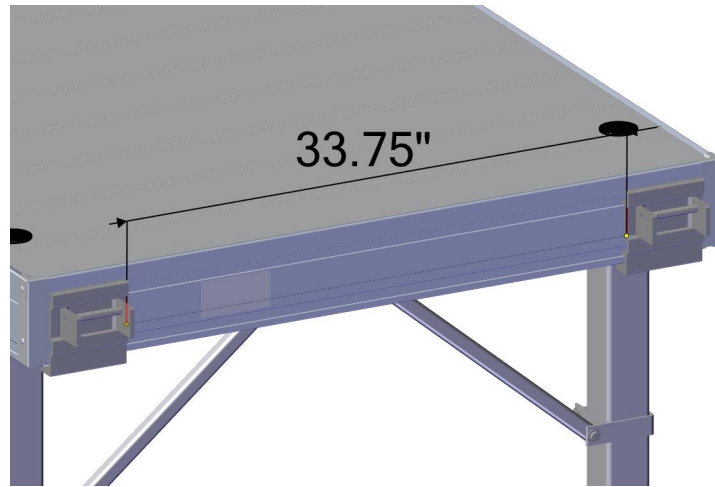
P/N 510-02570-00			
Number	Part Number	QTY.	Description
1	001-73815-00	2	BHCS, 3/8-16 x 1" SS
2	110-00245-00	2	WELD'T, QA/ROLL IN BRKT.



INSTALLATION

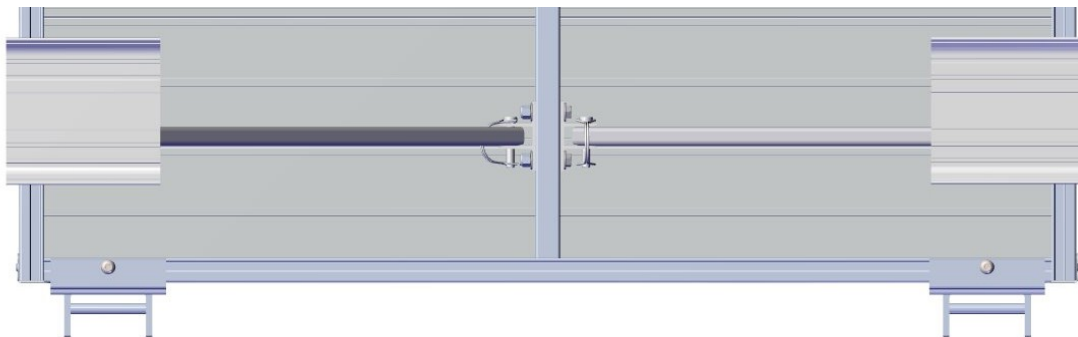
STEP 1

PLACE BRACKETS IN DOCK SIDE/END. POSITION BRACKETS 33 ¾" APART FROM INNERMOST EDGES.



STEP 2

INSERT 3/8-16 x 1" BUTTON HEAD BOLTS INTO BOTTOM OF EACH BRACKET. TORQUE TO 5 FT/LBS MAX.



STEP 3

PLACE RAMP INTO BRACKETS AND ALIGN FOR SYMMETRY WITH DOCK SECTION.



